

Day Early Learning

EARLY LEARNING INDIANA

At Early Learning Indiana, our mission is to ensure children throughout Indiana are empowered with essential skills to be successful in kindergarten and beyond. Each day your Day Early Learning student is in our care, they are participating in classroom activities that prepare them for this upcoming transition. Because this is such an important time for their development, we encourage you to continue their preparation at home with our Kindergarten Readiness series.



KINDERGARTEN READINESS



Series Activity #3: I Spy Shapes

This activity will help your student develop the ability to recognize and name shapes in their environment. You can play this game in a variety of places – just bring the activity cards with you!

1. Using the back of this page, point to one of the shapes and name it. For example, pointing to the square, say “This is a square. What other squares do you see in this room?”
2. Allow the student to look around and name objects that are square shaped or contain squares. Discuss why the items they chose and the picture are similar (or not).
3. Next, pick an item in the room that is square and explain where it is by saying “I spy with my little eye, a square in the front of the room, next to the couch.” Let your student guess the object or item that you spy.
4. Following incorrect guesses, talk about the shape or shape part of the thing they guessed. For example: “You found a square, but not the one I am thinking of.”



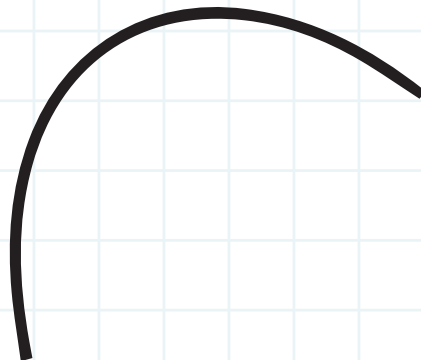




Looking for information on registering for kindergarten?
We can help! Scan the QR code to check out our blog for the latest registration information from schools near you.



1, 2, 3, READY, SET, GO!



Series Activity #3: I Spy Shapes



WE CAN'T WAIT TO SEE YOUR STUDENT IN ACTION!

Share photos with us by texting them to 855-379-3471 or post them on social media and tag @DayEarlyLearning. By submitting your photos, you're giving us permission to share them on social media and use them in any other materials.